

Sertoma-Schiefelbusch Communication Camp



Today
June 18, 2018
Going on a Trip

REMINDERS:


Camp Rules



Be nice to
your friends



Help each
other



Stay with
your group

Each day some activities will be outside, you may want to apply sunscreen

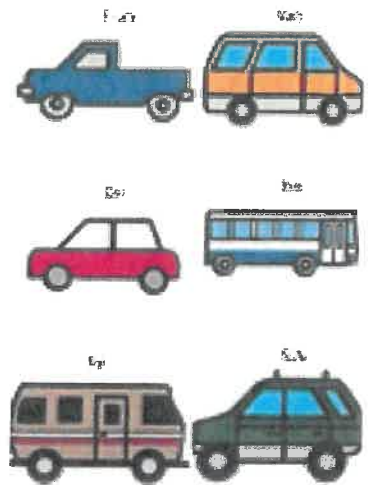
Wear Green Camp Shirt on Fridays

Songs We Sing

Camp Song
Going on a Road Trip
This is Me
Fiddle I Fee
Stand Up!
Farmer In the Dell
Wheels on the Bus
Home on the Range
Two Little Black Bears
Take Me Out to the Ball Game

WELCOME TO CAMP


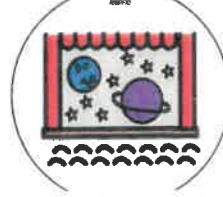


Today, we met our new camp leaders and divided up in small groups. Can you guess which group I am in? We will begin each day in our small groups. Then we went to a big group where we learned the camp rules and a fun camp song. In our small groups, we learned about the people in our group and played musical chairs to learn the 7 regions of the U.S. We also played a suitcase game. We watched a video about taking a car trip. Then, we had pretzels for snack.. We made license plates and team signs for our "garages" (where we keep the things we make each day). We played a suitcase game and had a road sign scavenger hunt. We put together a big puzzle of the United States. We were very busy!



Tomorrow June 19, 2018–Northeast USA

Tomorrow we will learn about the Northeast US. We will run the Boston Marathon, play a matching game, and build sky scrapers. Our snack will be Nilla Wafers and we will watch a DVD about Washington D.C. We are also going to make Maine lobsters and play Red Light-Green Light. We will make a Big Apple Collage. Did you know that New York City's nickname is the Big Apple? We will add pictures to our scrapbooks, and, of course, sing some more songs.





Contact Information

Jane Wegner, jwegner@ku.edu

Trucks: Kris Pedersen kpetersen@ku.edu

Vans: Ana Paula Mumy anapaula_mumy@ku.edu

Cars: Stephanie Meehan smeehan8@ku.edu

Bus: Matt Gillispie wmg@ku.edu

RV: Julie Gatts jgatts@ku.edu

SUV: Russell Johnston r146j559@ku.edu

To families and friends of campers: This page of the newsletter includes symbols that represent what we did at camp each day. As the week progresses, you will see a new line of symbols for each day of camp. We use the same symbols throughout camp for visual supports, such as the daily schedules you see on the wall. It may be helpful for your child if you use these symbols when you are talking to him/her about camp. You can point to the symbol of something you think may have been fun that day and comment to your child about it. The symbols may also help your child remember what happened that day, and make it easier for him/her to tell you about it. The days at camp are very busy with activities and making friends. The symbols are helpful to many of the children for keeping track of what is happening during camp, and then recalling their favorite (or least favorite!) activities. If you would like additional information about using the symbols, please feel free to talk to a faculty member or student clinician.

Please note that in an effort to save paper, the newsletter for each camp day will be available on our website:

<https://splhclinic.ku.edu/communication-camp>

If you feel your child would benefit from a paper copy, please add your name to the sign-up sheet located near the entrance.